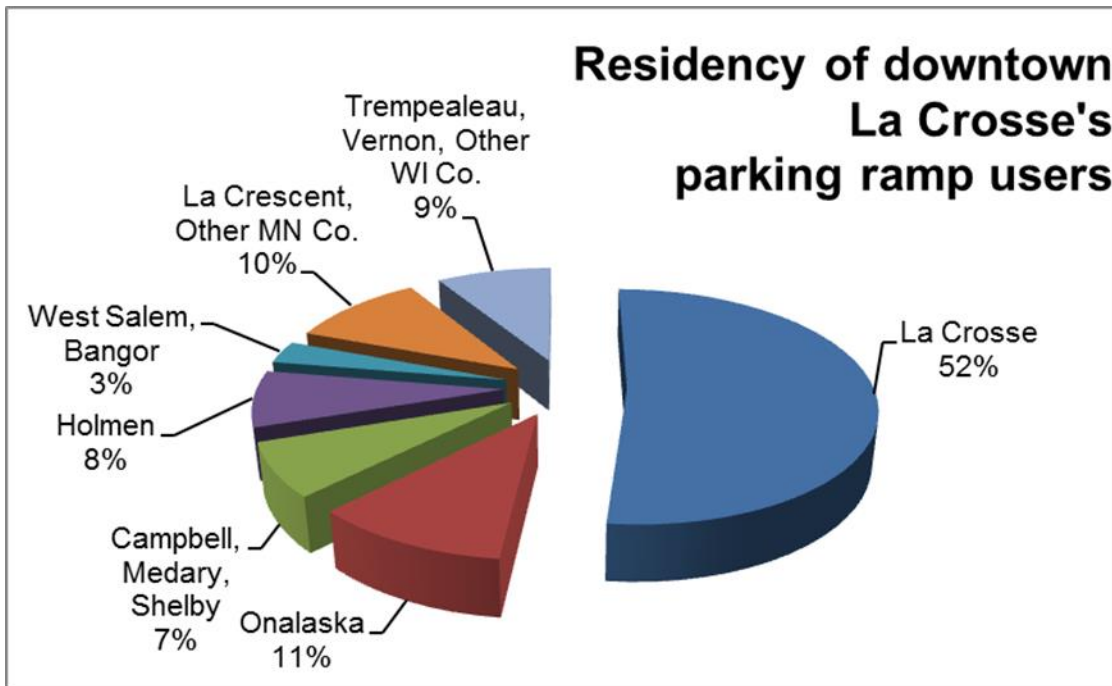


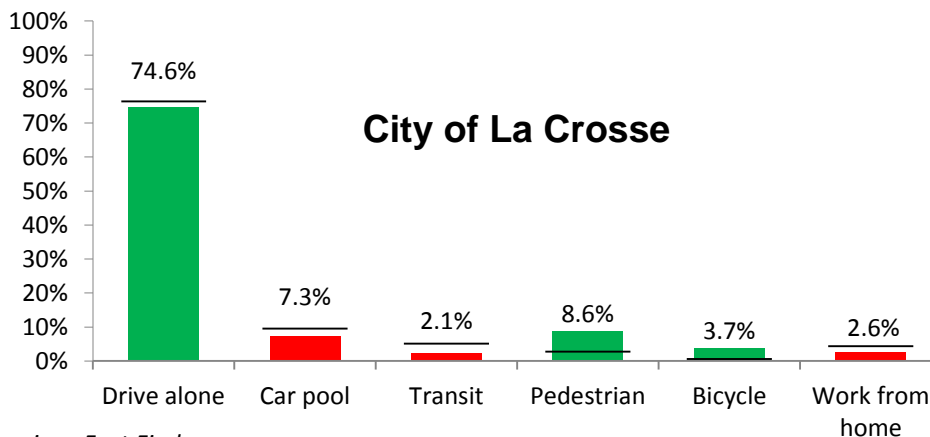
# City of La Crosse Transportation Program March 15, 2017 Update

## Quick Facts:

- **Four** structured parking ramps with approximately **2,822** spaces – outstanding debt of about **\$13.8 million**
- New structured parking ramp with **600** spaces available in late 2017 – purchase price of **\$17.2 million**
- About **1,575** on-street parking spaces available downtown
- Annual operating expense of **\$1,596,780**, annual debt service ranges from **\$630,000** to **\$1,200,000**
- Various parking studies to assess demand, supply and operations including 2009 and 2014 Rich & Associates, Inc. studies and 2011 Walker Parking Consultants study

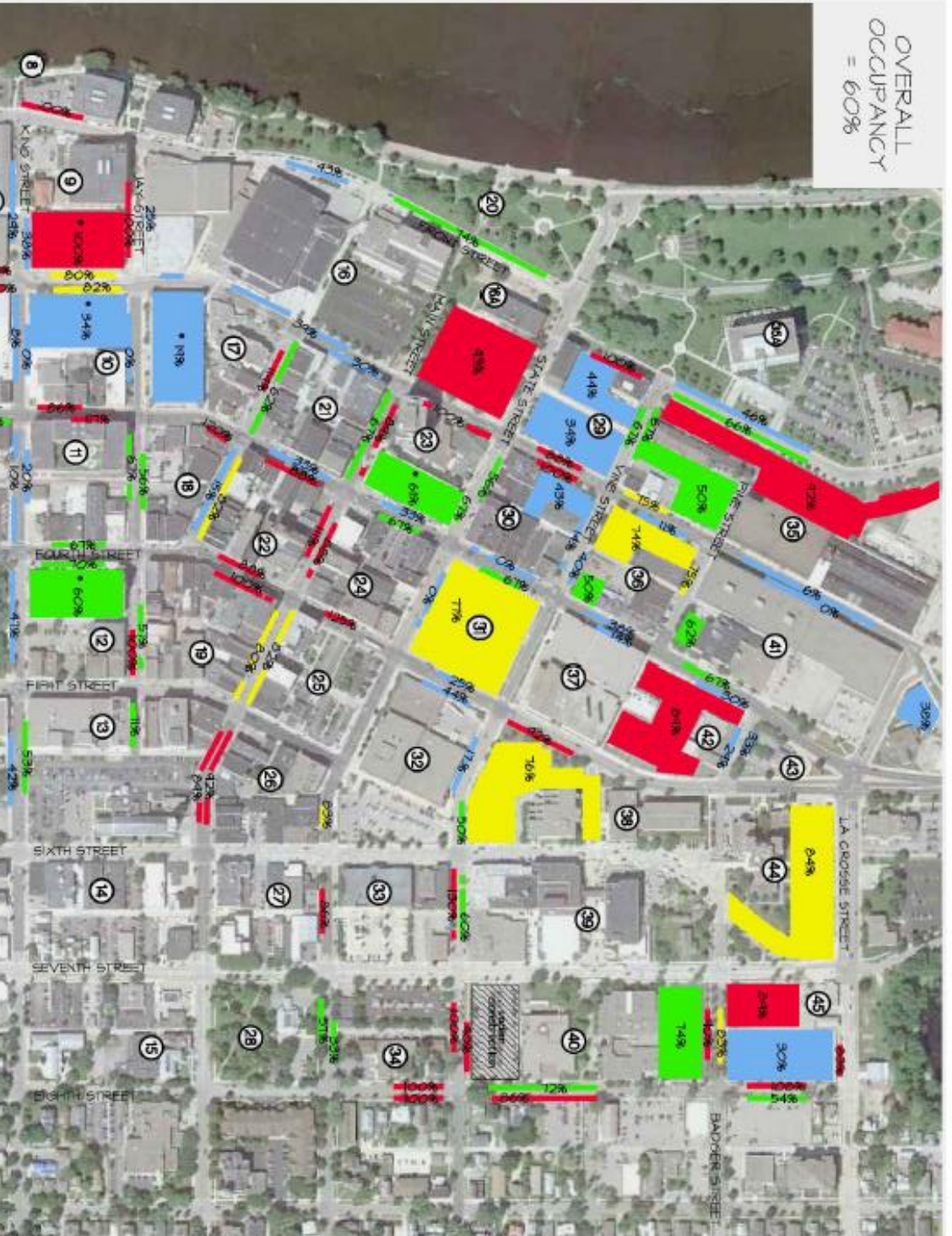


15.1 min.  
average  
commute time



National standards:  
 Drive alone **76.4%**  
 Car pool **9.5%**  
 Transit **5.1%**  
 Pedestrian **2.8%**  
 Bicycle **0.6%**  
 Work at home **4.4%**  
 Avg. commute **25.9** minutes

OVERALL  
OCCUPANCY  
= 60%



**PARKING STUDY  
FOR THE CITY OF  
LA CROSSE, WISCONSIN**



**DWG. TITLE**  
**PEAK OCCUPANCY**

Wednesday, October 1st, 2014  
100 pm to 300 pm

**LEGEND**

⊕ BLOCK #

A  
D □ B BLOCK FACES  
C

85% - 100%  
75% - 84%  
50% - 74%  
0 - 49%

DATE: 1-1-2014  
DRAWN BY: TNA